

Name:-..... F. Name:-..... R. No:-.....





S U M M E R

S – Splashing in the water

U – Under the warm Summer Sun

M – My friends are at the beach

M – Mosquitoes are buzzing all around

E – Eating all the Ice-cream cones


R – Ready to enjoy this time of year





HOLIDAY

Homework



Math

Glue

School Holiday Rules

No electronics until you have done the following...

Have you:

⇒ Made your bed

⇒ Had breakfast

⇒ Brushed your teeth

⇒ Dressed

20 minutes of Reading

20 minutes of Coloring or Writing

Do your daily chore

Play outside for 30 minutes

Make or build something creative (Legos, Toys, Crafts)



























Help someone in the family (Ask if you need ideas)



ACTIVITY 1

SCAVENGER HUNT

Create a list of items from A to Z. Ask the child to search for one item each that begins with these alphabets inside the house. Parent can click the photos of the child with the object in hand and make a collage and paste it on A-4 sheet.

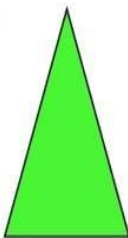
PICTURES at the PARK	APPLE 	BABY 	by Max Davis
CAR 	DOOR 	EVERYONE 	FAST 
GROW 	HOUSE 	IN 	JUMP 
KID 	LEAF 	MOM 	NO 
ORANGE 	PINE TREE 	QUIET 	ROLL 
SILLY 	TREE 	UNDER 	VAMPIRE 
WOOD 			ZOOM 



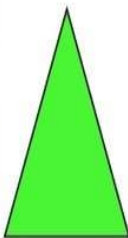

ACTIVITY 2

Topic-Draw the shapes

Guidelines:


Look at the shape ,draw the objects similar to the shape in the boxes and color them.



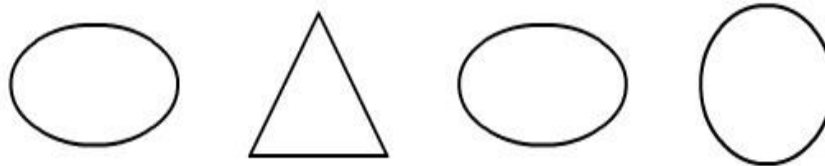
			
			
			
			

ACTIVITY 3


Color all the rectangle shapes **orange**.



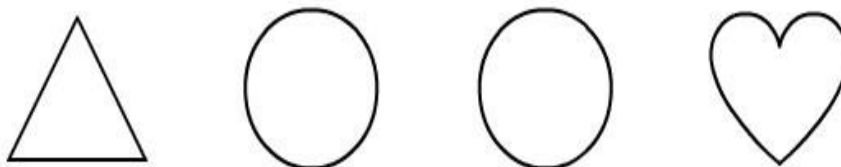
Color all the oval shapes **green**.



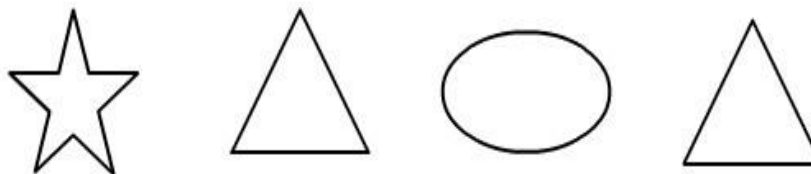
Color all the heart shapes **red**.



Color all the circle shapes **pink**.





Color all the triangle shapes **blue**.



ACTIVITY 4

➤ Colour by alphabet.



ACTIVITY 5

NATURE WALK AND DRAWING

Encourage the kids to go for a nature walk in their backyard or nearby park. Ask them to pick up some natural materials like leaves, flowers, or twigs, and create a nature drawing using those materials as inspiration. Make this in scrap file. Few examples are:



ACTIVITY 6

CULTURAL CELEBRATION

Ask the kids to research a cultural celebration of their own culture and create a poster or presentation about it and paste the poster on A4 paper. They can include information on the food, music, and traditions associated with the celebration.



Food Dance and Language of States of India




ACTIVITY 7

स्वरों का कड़ा

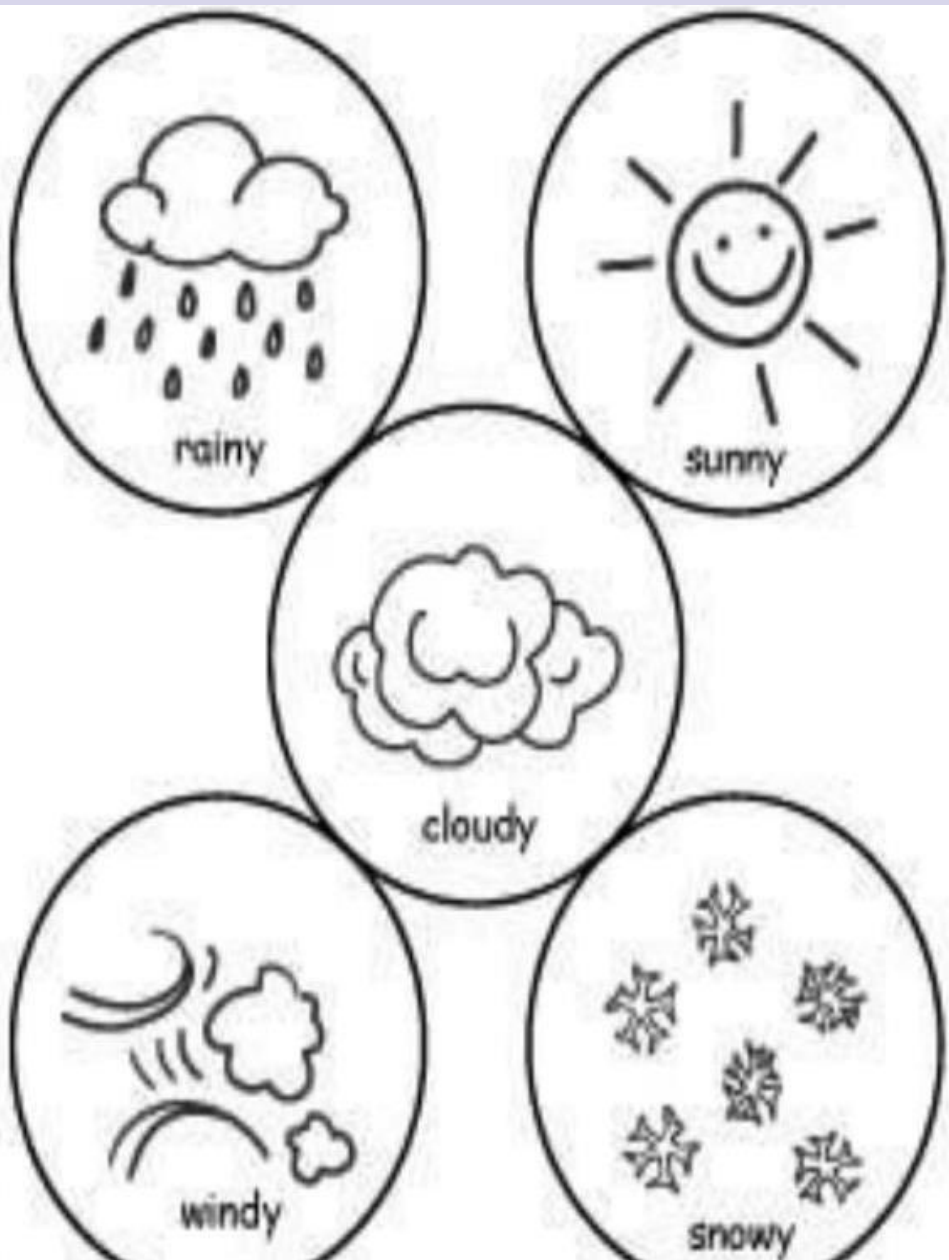
निर्देश:-

- ✦ आइये बच्चों अब हम स्वरों का कड़ा बनाते हैं।
- ✦ आप पहले एक कागज़ की एक पट्टी काट लें, फिर उस पर सभी स्वर लिख लें।
- ✦ स्वर के कड़े को अपने हाथ पर पहनें और पटिडीन बोल बोल कर अभ्यास करें।
- ✦ नीचे आपकी सहायता के लिए नीचे चित्र दिए गए हैं।



ACTIVITY 8

What is the weather today? Tick the correct one
Decorate the seasons.



My Lovely Tiny Tots,

Practice makes a man perfect.

Continue practicing the work done till now.

*** ENGLISH: Do 10 pages of alphabet "a to z" in notebook.**

*** MATHS: Do 10 pages of counting 1 to 100 and 10 pages of backcounting 50 to 1 in notebook.**

*** HINDI: Do 10 pages of "अ से अ:" in notebook.**

*** Revise all English and Hindi rhymes.**

*** Revise counting 1-100, 50-1 and Tabel 2-10.**

(Take print out of all the activities and make children do them and paste them on A-4 Sheets.)

Connect with the nature

*** Water the plants daily**

*** Keep a bowl of water and grains in your balcony/terrace for the birds as it is very hot outside.**

*** Plant a sapling Give the plant a name and adopt it by watering it daily and taking care of it. Click the photos and send it To school..**

**** Submission of Holiday Homework: 7th July, 2024.**

Wishing you all happy times together!! See you on Monday 1st July, 2024

Have a great



VaCaTion!